

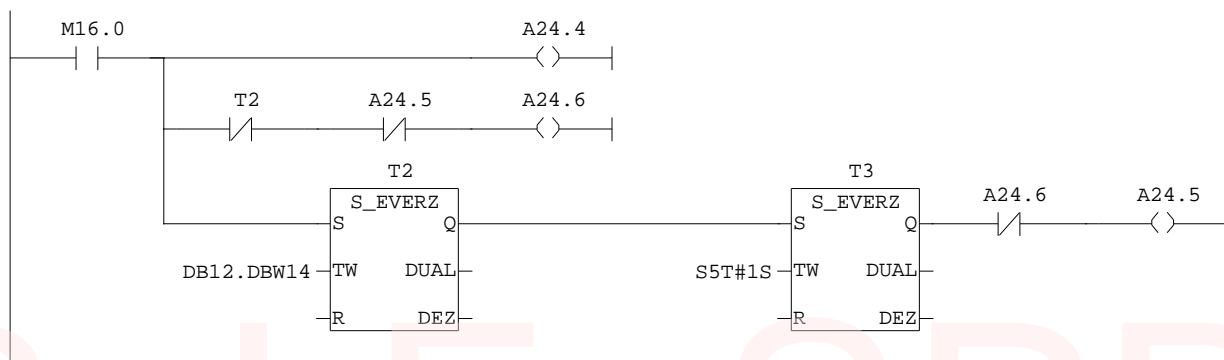
**FC1 - <offline>**

"Up zones" Start up zones  
**Nom :** **Famille :**  
**Auteur :** **Version :** 0.1  
**Version de bloc :** 2  
**Horodatage Code :** 3/06/2004 20:40:04  
**Interface :** 7/08/2003 12:03:11  
**Longueur (bloc/code /données locales) :** 04700 04502 00008

Adresse	Décl.	Nom	Type	Valeur initiale	Commentaire
	in				
	out				
	in_out				
	temp				

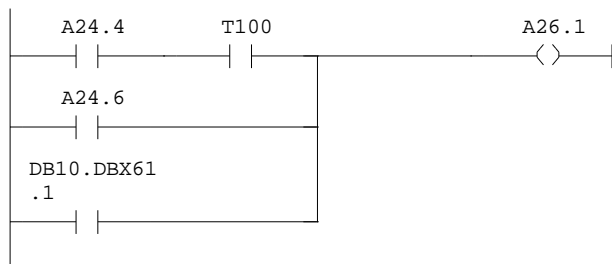
**Bloc : FC1 Start up-burners Z1>Z11**

**Réseau : 6 Start fan air combustion UP**

**Informations mnémorique**

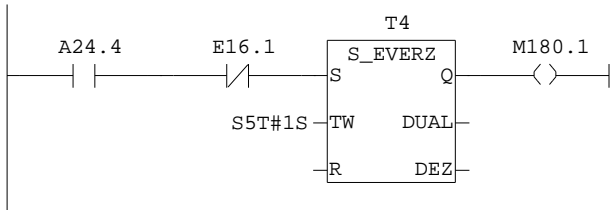
M16.0 Start UP-burners  
A24.4 COL fan air up Fan air comb. up-burners line  
T2 T2-Fan air comb UP E/T  
A24.5 COT fan air up Fan air comb. up-burn. triangle  
A24.6 COS fan air up Fan air comb. up-burn. star  
DB12.DBW14 "Timer initial".T2 T2-UP fan air star/triangle  
T3 T3-fan air comb UP trans

**Réseau : 7 Pilot light fan air comb UP**

**Informations mnémorique**

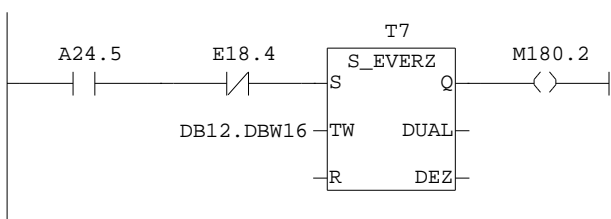
A24.4 COL fan air up Fan air comb. up-burners line  
T100 T100-blinker on  
A24.6 COS fan air up Fan air comb. up-burn. star  
A26.1 PL fan air up P.L. fan air comb. up-burners

Réseau : 8 Alarm fan air combustion UP

**Informations mnémorique**

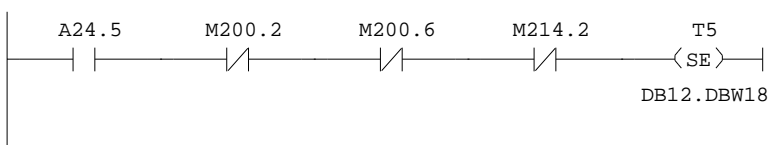
A24.4	COL fan air up	Fan air comb. up-burners line
E16.1	FB fan air up	Run fan air comb. up
T4	T4-fan air comb UP alarm	
M180.1	M D2 fan air up	

Réseau : 9 Alarm pressure air combustion UP

**Informations mnémorique**

A24.5	COT fan air up	Fan air comb. up-burn. triangle
E18.4	PS low air up	Pr. low air up-burners (AU02)
T7	T7-P air comb UP alarm	
DB12.DBW16	"Timer initial".T7	T7-UP pressure air combustion alarm
M180.2	M D3 pres air up	

Réseau : 10 Start purge UP opening valve

**Informations mnémorique**

A24.5	COT fan air up	Fan air comb. up-burn. triangle
M200.2	OP D3 pres air up	
M200.6	OP D7 purge up	
M214.2	OP D115 purge time out	
T5	T5-fan>purge UP burners	
DB12.DBW18	"Timer initial".T5	T5-UP purge fan air > open valve

**FB5 - <offline>**

"BURNERS"

Nom : Famille :  
 Auteur : Version : 0.1  
 Version de bloc : 2  
 Horodatage Code : 5/06/2004 20:21:09  
 Interface : 5/06/2004 20:21:09  
 Longueur (bloc/code /données locales) : 00374 00244 00018

Adresse	Décl.	Nom	Type	Valeur initiale	Commentaire
0.0	in	NR_BURN	INT	2	
2.0	in	TIMER_ZO	BOOL	FALSE	
2.1	in	ZONE_ON	BOOL	FALSE	
	out				
	in_out				
4.0	stat	IBIT_ALARM	DWORD	DW#16#0	
8.0	stat	IBY_ST_ZONE	DWORD	DW#16#0	
12.0	stat	IBIT_UNL_BR	DWORD	DW#16#0	
16.0	stat	IWORD_COM	DWORD	DW#16#0	
0.0	temp	BIT_ST_ZONE	DWORD		
4.0	temp	BIT_ALARM	DWORD		
8.0	temp	WORD_COM	DWORD		
12.0	temp	LOOP	WORD		
14.0	temp	BIT_UNL_BR	DWORD		

Bloc : FB5

Réseau : 1 Initialisation

```

L   #IWORD_COM
T   #WORD_COM
L   #IBY_ST_ZONE
T   #BIT_ST_ZONE
L   #IBIT_ALARM
T   #BIT_ALARM
L   #IBIT_UNL_BR
T   #BIT_UNL_BR

```

Réseau : 2 loop

```

M001: L   #NR_BURN
      T   #LOOP
      AUF "ESTRO_Status"
      L   DBW [#WORD_COM]
      L   W#16#8           // test burners on
      ==D
      AUF "OP17"
      =   DBX [#BIT_ST_ZONE] // set variable status zone
      NOP 0
      NOP 0
      AUF "ESTRO_Status"
      L   DBW [#WORD_COM] // test burners off
      L   W#16#8
      <>D
      U   #TIMER_ZO
      =   M [#BIT_ALARM] // set bit alarme burners
      NOP 0
      NOP 0
      U   #ZONE_ON // Zone ON burners run
      SPB M002 //-----
      AUF "ESTRO_Command" // STOP BURNERS
      L   W#16#1 // halt =1
      T   DBW [#WORD_COM] // halt too burner
      SPA M003
      NOP 0 //-----
      NOP 0
M002: AUF "UNLOCK_BURNERS"
      U   DBX [#BIT_UNL_BR] // Test memory unlock
      SPB M004 // memory unlock=1
      AUF "ESTRO_Command" //-----
      L   W#16#4 // unlock =4
      T   DBW [#WORD_COM] // unlock too burner
      AUF "ESTRO_Status"
      L   DBW [#WORD_COM] // from burner status

```

```
L      W#16#20           // no fault
<>I
AUF    "UNLOCK_BURNERS"
S      DBX [#BIT_UNL_BR] // Set unlock burners
SPA    M003
NOP    0                //-----
NOP    0                // START BURNERS
M004: AUF "ESTRO_Command"
L      W#16#2           // run =2
T      DBW [#WORD_COM]  // run too burner
NOP    0                //-----
NOP    0                // INCREMENTATION
M003: L      #WORD_COM
L      P#2.0
+D                    // Inc Word status
T      #WORD_COM        // and control
L      #BIT_ST_ZONE
L      1
+D                    // Inc Bit status
T      #BIT_ST_ZONE     // burnes to OP17
L      #BIT_ALARM
L      1
+D                    // Inc Bit alarm
T      #BIT_ALARM       // burner to OP17
L      #BIT_UNL_BR
L      1
+D                    // Inc Bit memory first
T      #BIT_UNL_BR      // unlock burners
NOP    0                //-----
NOP    0
L      #LOOP
LOOP   M001            // end loop
```

B.J.E. SPRL