

# SOMMAIRE DU PROJET

## INFORMATIONS CLIENT

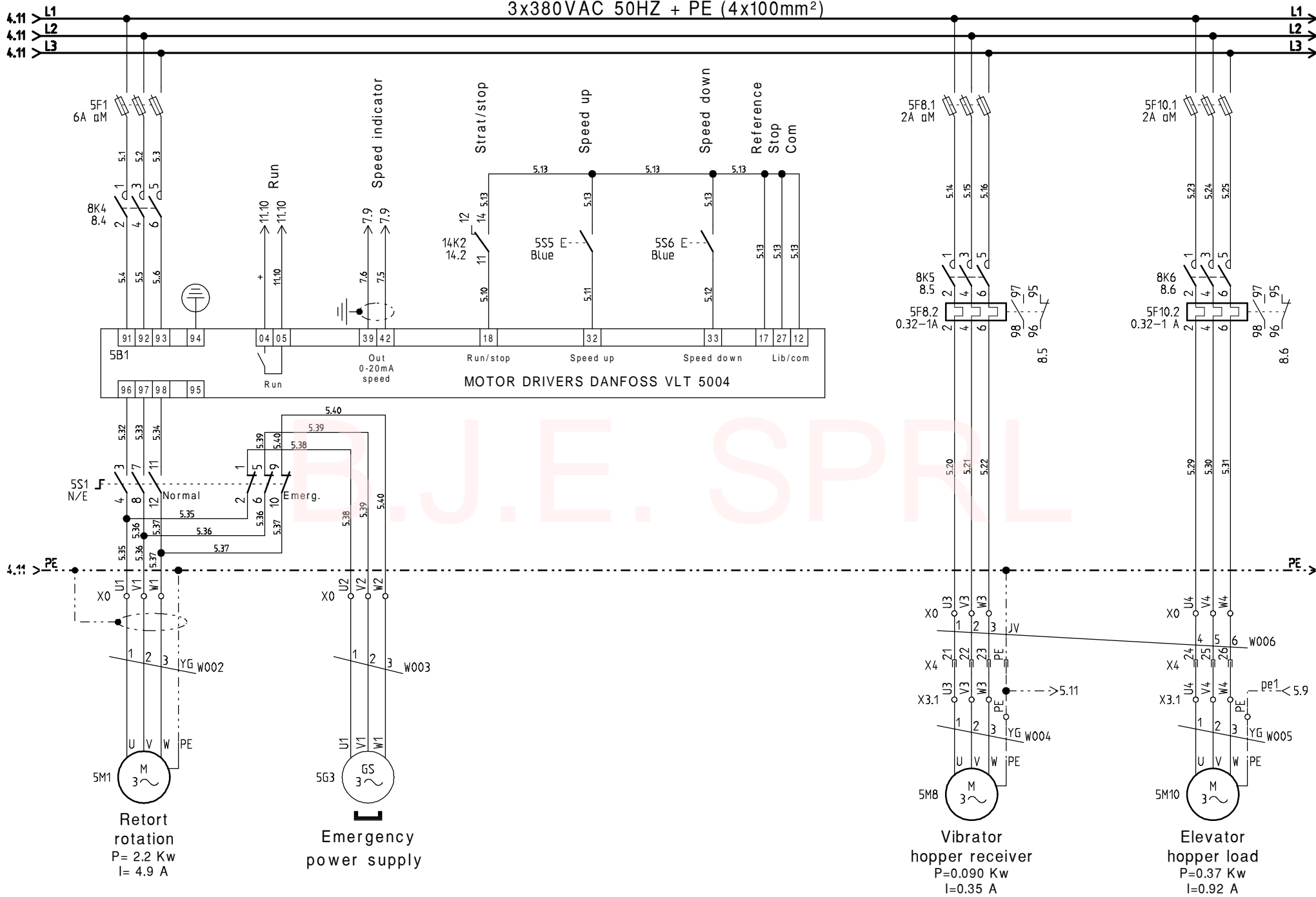
## DESCRIPTION DU PROJET

Client		01	Supply 3x380VAC 50HZ
Adresse 1		02	ICC<=50KA
Adresse 2		03	
Code Postal		04	
Ville		05	
Téléphone		06	
Fax		07	
E-mail		08	
A l'Attention 1		09	
A l'Attention 2		10	Furnace 92KW nitrogen
A l'Attention 3	Furnace kiln 92KW automatic feeding	11	*** Wiring color ***
Date Création		12	Power : black
Création de		13	Supply 230VAC : red 1.5
COMMENTAIRES		14	Supply 24VAC : orange 0.75
<div style="border: 2px solid black; padding: 5px; transform: rotate(-15deg); display: inline-block;">AS-BUILT</div>		15	Supply 24VDC : Blue 0.75
		16	Mark winring : Partex PA4 white (page number) . yellow (wire number)
		17	
		18	
		19	
		20	



**Electrical control panel**  
**Power and control**  
**Furnace 92KW under nitrogen**  
**Automatic loading**

3x380VAC 50HZ + PE (4x100mm<sup>2</sup>)



Motor retort rotation

Furnace 92KW nitrogen

Projet n° : 135201web

Date Révision : 14/12/2004

<< Page 4

Page >> 6

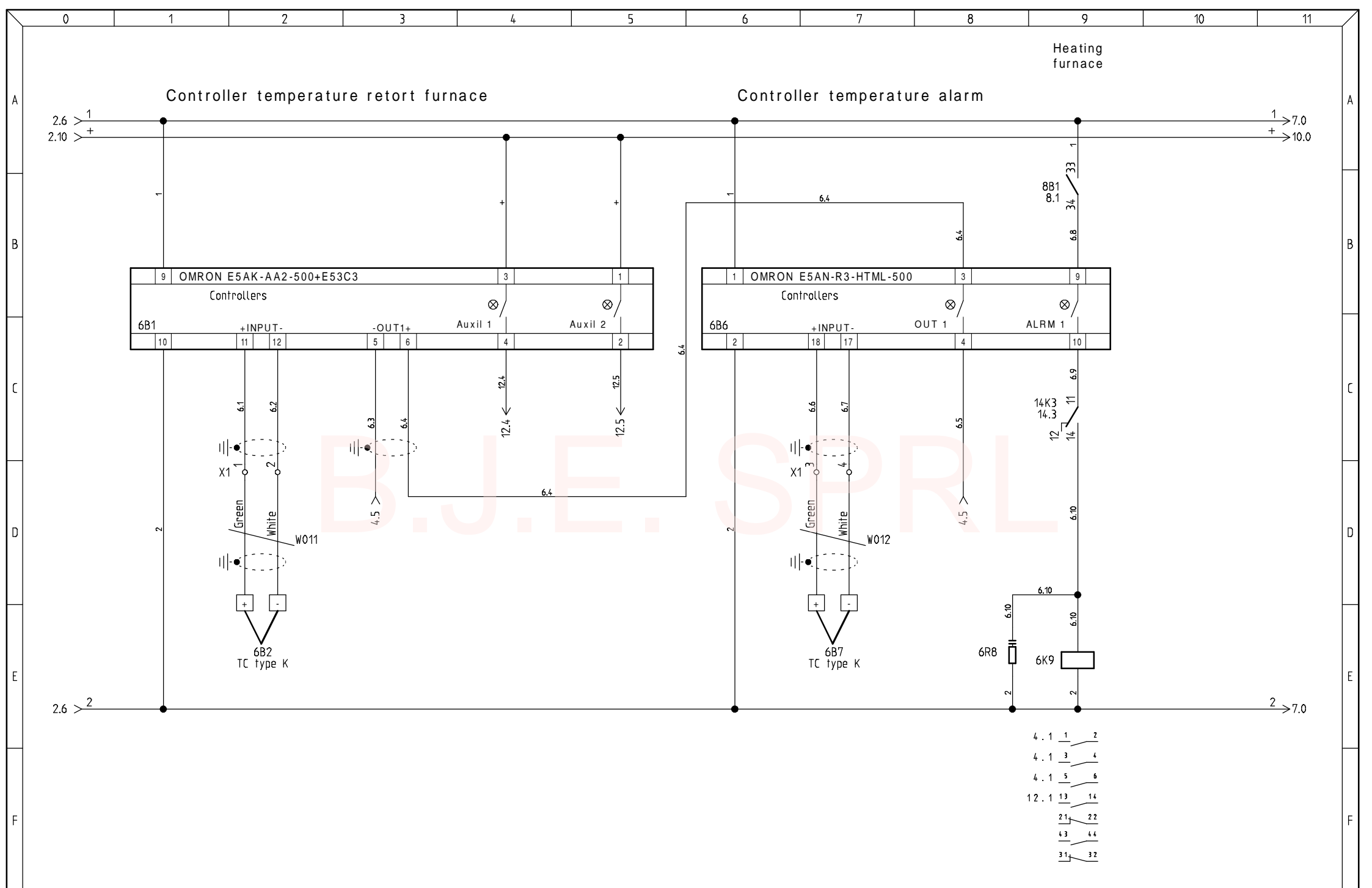
Client :

Fonction :

Emplacement :

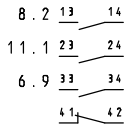
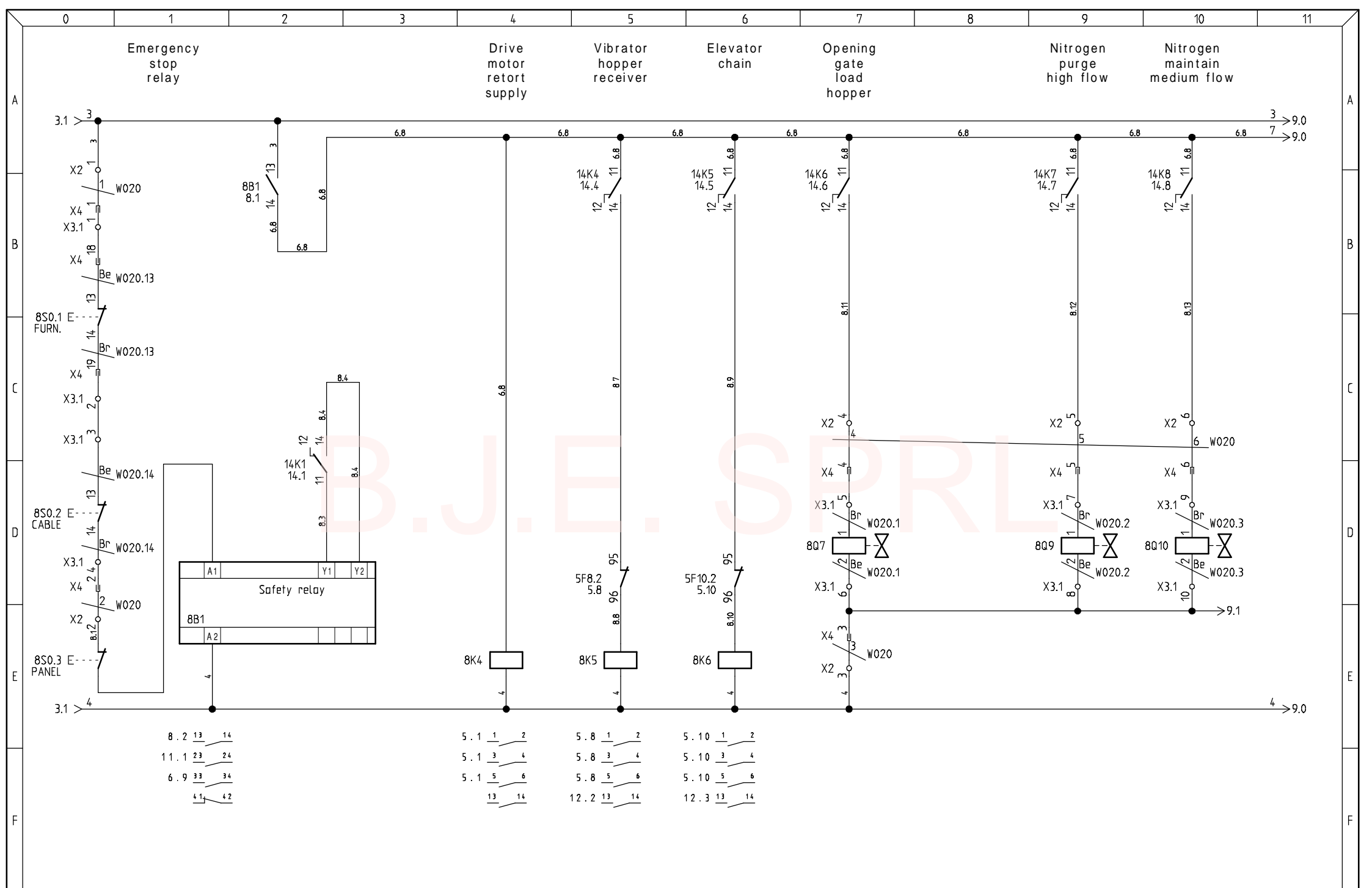
Page:

5



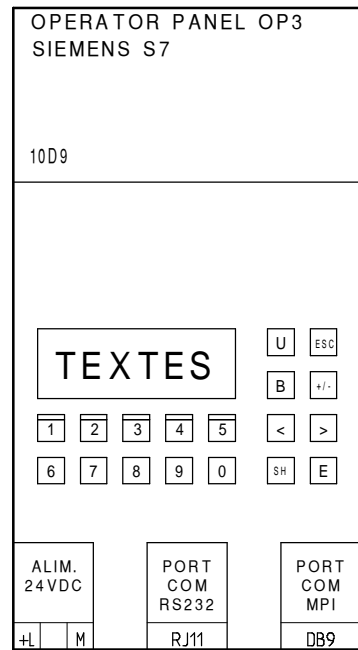
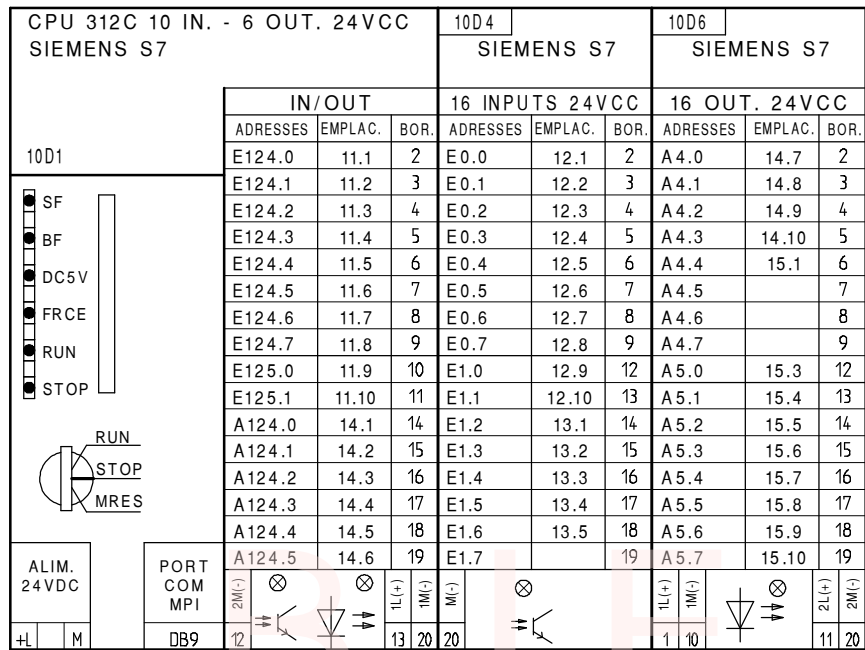
### Controllers temperature

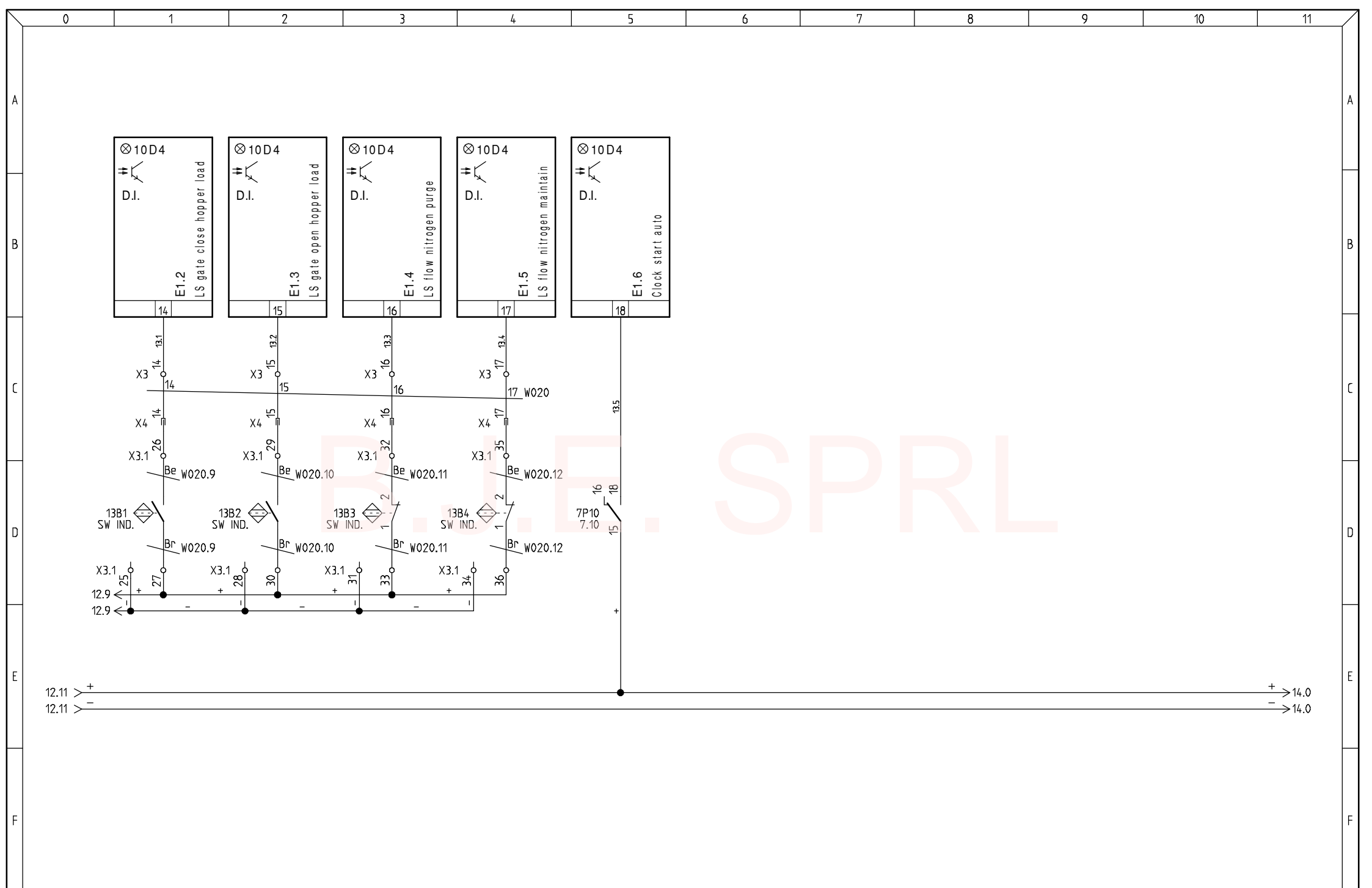
Furnace 92KW nitrogen



### Control 24VDC

Furnace 92KW nitrogen





Inputs PLC 24VCC

Furnace 92KW nitrogen

Projet n° :  
135201web

Date Révision : 14/12/2004  
12

Page >>  
14

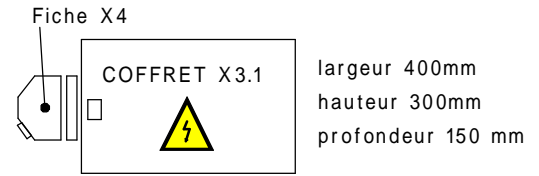
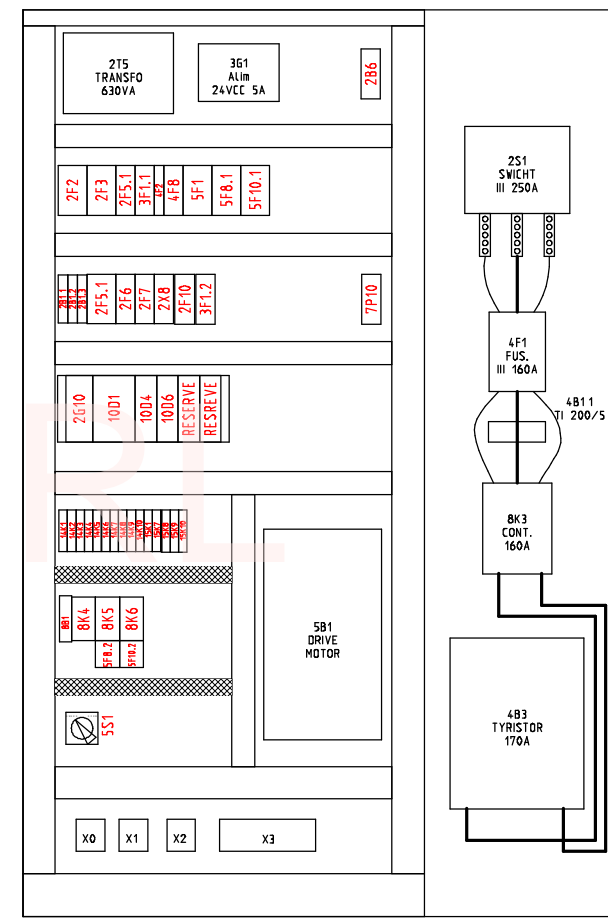
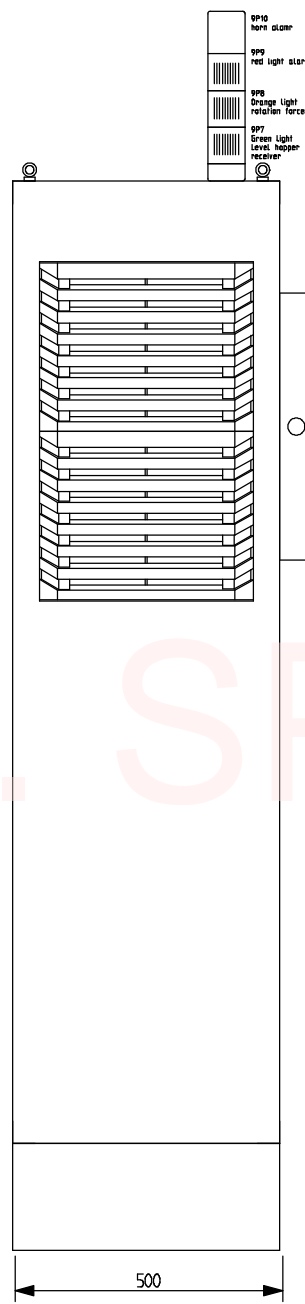
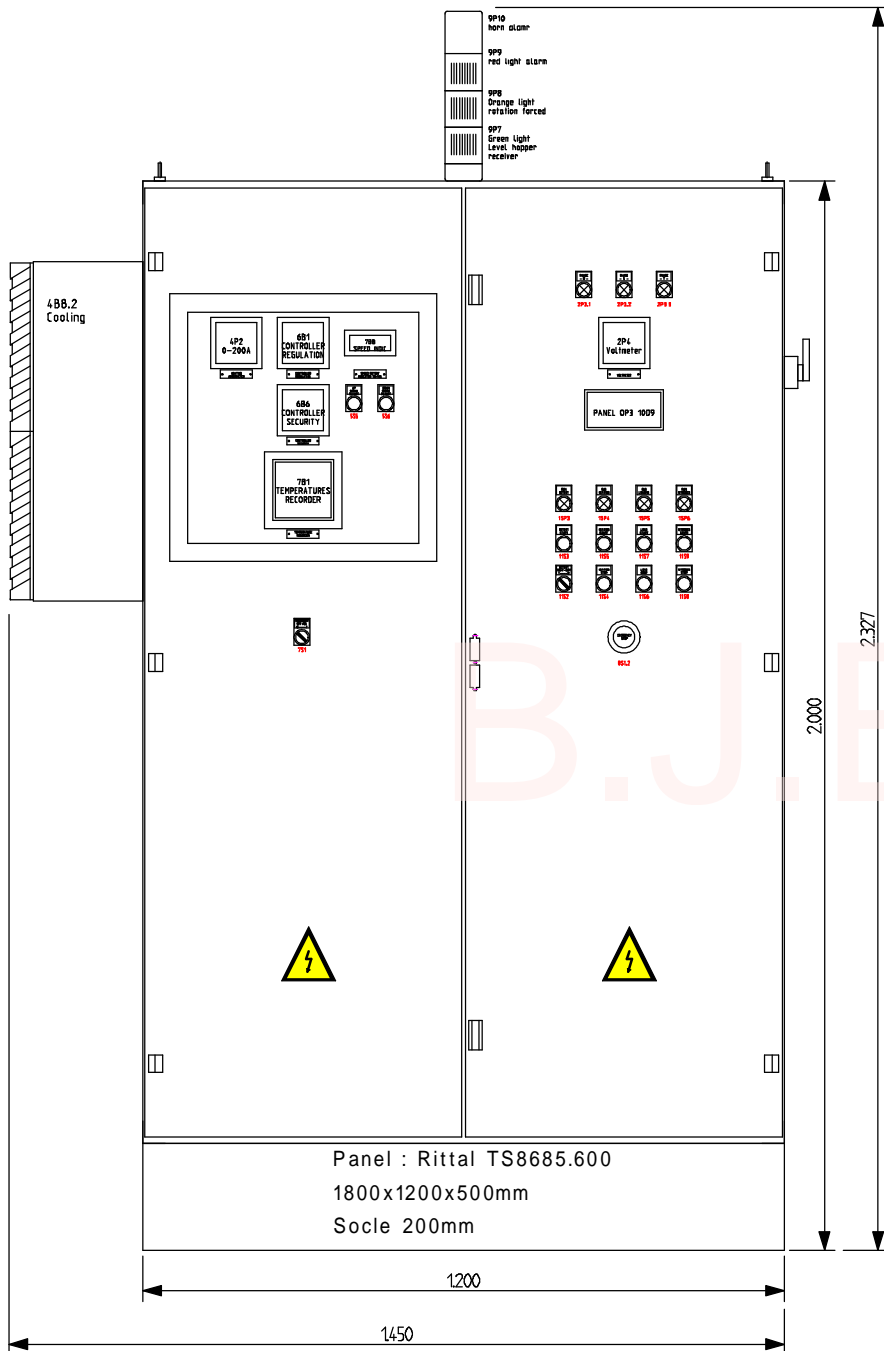
Client :

Fonction :

Emplacement :

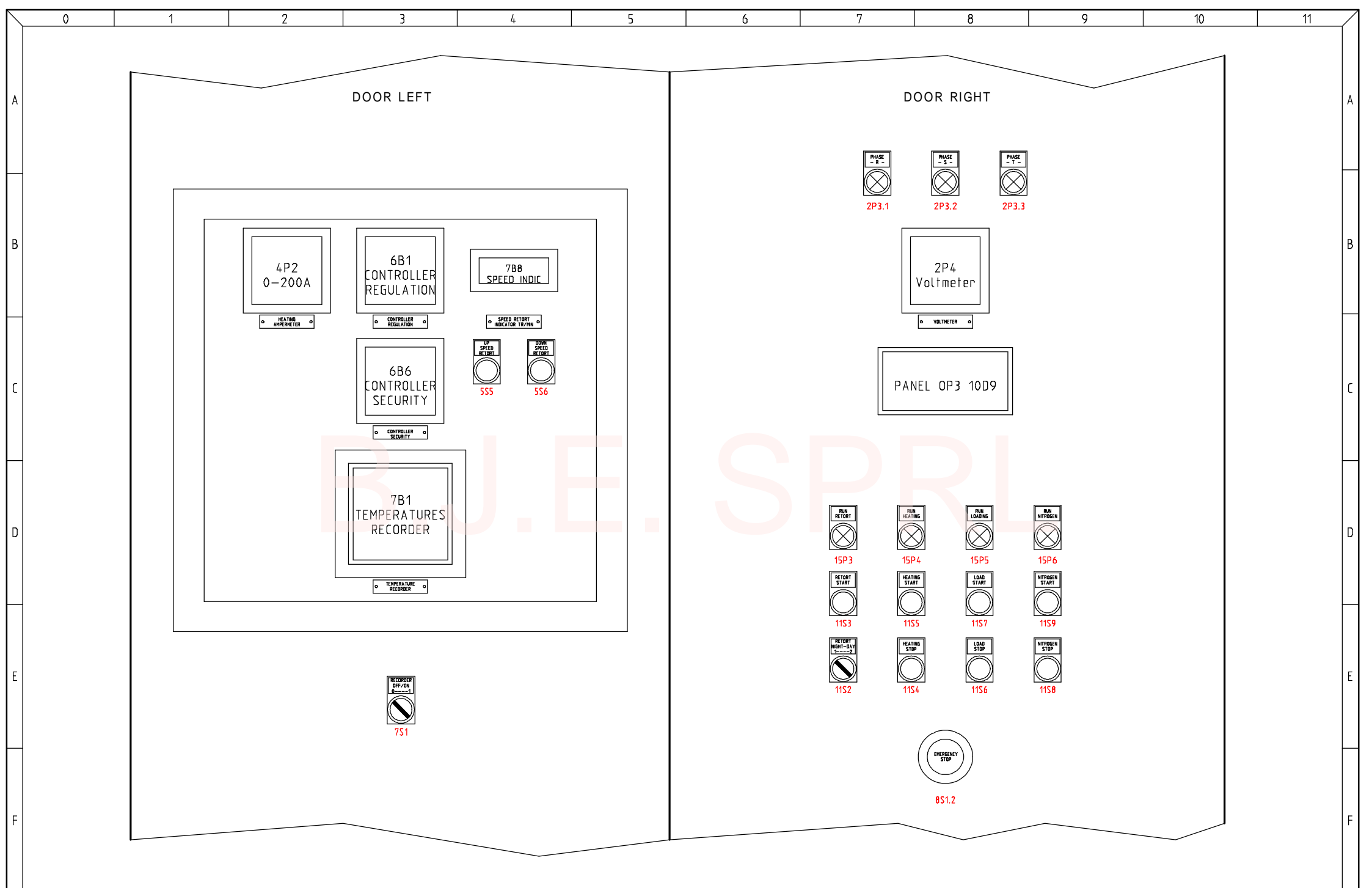
Page:

= +



Panel control layout

Furnace 92KW nitrogen



Panel control layout

Furnace 92KW nitrogen

Projet n° :  
135201web

Client :

Date Révision : << Page  
14/12/2004 16

Fonction :

Emplacement :

Page >>

Page:

17



REPERES		TYPE DE CABLES	DESCRIPTIONS	DESTINATION 1 >>>		NUMEROS		DESTINATION 2 >>>		PAGES		COLONNES	
BORNIER		X3.1											
W004	LIYY4G1.5	Vibrator hopper	1	2	3	YG	5M8:U	U3	X4:21	0005	8		
W005	LIYY4G1.5	Elevator					5M8:V	V3	X4:22	0005	8		
W020.1	LIYY3G0.75	EV gate hopper load					5M8:W	W3	X4:23	0005	8		
W020.14	LIYY3G0.75	Emergency stop elev.					5M8:PE	PE	X4:PE	0005	8		
W020.2	LIYY3G0.75	EV Nitrogen hight flow		1	2		5M10:U	U4	X4:24	0005	10		
W020.3	LIYY3G0.75	EV Nitrogen medium flow		2	3		5M10:V	V4	X4:25	0005	10		
W020.4	LIYY3G0.75	EV Nitrogen low flow		3	YG		5M10:W	W4	X4:26	0005	10		
W020.5	LIYY3G0.75	EV Water hight débit					5M10:PE	PE		0005	10		
W020.6	LIYY3G0.75	EV Water low débit					X4:18	1	X4:1	0008	0		
W020.7	Omron	LS level hopper receiver					X4:19	2		0008	0		
W020.8	Omron	LS level hopper load					8S0.2:13	3		0008	0		
W020.9	Cellule 2x0.16	LS gate close hopper load					8S0.2:14	4	X4:2	0008	0		
							8Q7:1	5	X4:4	0008	7		
							8Q7:2	6	X4:3	0008	7		
							8Q9:1	7	X4:5	0008	9		
							8Q9:2	8		0008	9		
							8Q10:1	9	X4:6	0008	10		
							8Q10:2	10		0008	10		
							9Q1:1	11	X4:7	0009	1		
							9Q1:2	12		0009	1		
							9Q2:1	13	X4:8	0009	2		
							9Q2:2	14		0009	2		
							9Q3:1	15	X4:9	0009	3		
							9Q3:2	16		0009	3		
							12B8:Be	17	X4:10	0012	8		
							12B8:Pu	18	X4:10	0012	8		
							12B8:Ba	19	X4:11	0012	8		
							12B8:Br	20	X4:12	0012	8		
							12B9:Be	21		0012	9		
							12B9:Pu	22		0012	9		
							12B9:Ba	23	X4:13	0012	9		
							12B9:Br	24	X4:12	0012	9		
							13B1	25		0013	1		
							13B1	26	X4:14	0013	1		
								27		0013	1		
								28		0013	2		

X3.1

Projet n° : 135201web

Date Révision : 14/12/2004

<< Page 4

Page >> 6

Furnace 92KW nitrogen

Client :

Fonction :

Emplacement :

Page: 5